

SUPER HAND DRY CUTTER 8320E

THE BIGGEST CORDLESS

2X HIGH PERFORMANCE 18V
LIHD 5,5A CAS BATTERIES




CHIP COLLECTOR

CONNECTION FOR
VACUUM CLEANER



Optional:
Transport case with wheels
Ref. 60827Box




Examples of cuts



Quick fixation



Depth adjustment with
scaling



Connector for connecting 2
guide rails
Ref. 608275B

Voltage	No load speed	Net weight	Blade size	Bore
36 V	1.700 min ⁻¹	8,7 kg	Ø 320 mm	Ø 25,4 mm

Super Hand Dry Cutter 8320E	Reference
with Ø 320 / 84T LBS saw blade impact-resistant + 2x high performance 18V LiHD 5,5A batteries & Air-cooled LiHD high speed loading station (230V)	608270E
with Ø 320 / 84T LBS saw blade impact-resistant + 4x high performance 18V LiHD 5,5A batteries & 2x Air-cooled LiHD high speed loading station (230V)	608270E4C2
with Ø 320 / 84T LBS saw blade impact-resistant	608270ES
with Ø 320 / 84T LBS saw blade impact-resistant + 2x high performance 18V LiHD 5,5A batteries & Air-cooled LiHD high speed loading station (115V)	608270ENA

Max. cutting capacities (on guide rail)	
	90°
Round	120 x 6 mm
Square	120 x 120 x 6 mm
Rectangular	120 x 120 x 6 mm



Cordless metal cutting circular saw by Jepson Power
for fast and low-burr cutting of sandwich panels and
trapezoidal sheets without cooling

- cutting depth of **120 mm** on guide rail
- Ideal for cutting sandwich panels, trapezoidal sheet, trunking and cable ducting, steel pipes and nonferrous metals, composite materials etc.
- Dry cutting without lubricant
- Closed construction of the blade guard prevents flying chips to the user
- Integrated chip collector, connector for optional extraction device
- LED overload indicator: green: ok. flashing red: warning | red: over load
- Lightweight magnesium: 8,4 kg (without saw blade)
- Ideal for clean and straight cutting of sandwich panels
- Optional: Guide rail 1.400 mm with 2 C-clamps

Scope of delivery:

- Ø 320 / 84T CT saw blade „LBS impact resistant“ for sandwich panels
- 2x high performance 18V LiHD 5,5A batteries
- Air-cooled LiHD high speed loading station



ECO-FRIENDLY
with Dry Cutting-Technology



120 mm

Selecting the correct number of teeth depends on the wall/diameter of the material. We will be happy to advise you. +49 (0) 2403 64 55 0

Carbide tipped saw blades	Ø [mm]	Teeth	Bore [mm]	Kerf [mm]	Max. Speed	Reference
Sandwich panels & steel	320	84	25,4	1,8	1.800 min ⁻¹	608276ELBS

“LBS impact-resistant” – the thinnest Ø 320 mm saw blade for steel.

Advantages for cordless machines:


- ✓ Minimal friction and cutting resistance
- ✓ Superior battery life and efficiency
- ✓ Fast and material-friendly cutting
- ✓ Special soldering process for the carbide teeth
- ✓ Extremely impact-resistant

1,8 mm

ACCESSORIES (OPTIONAL)




Guide rail SET	
Length	1.400 mm
Quick release clamps	2 pcs
Ref.	608275SET



Guide rail	
Length	1.400 mm
Ref.	608275D



Heavy duty professional blow carry case	
Ref.	60827Box



Connector for guide rail	
Ref.	608275B



Quick release clamp for guide rail (2 pcs.)	
Ref.	608275S